

Intended proper use

The sticks are designed for persons with impaired walking ability. It serves to provide more security when walking. This sticks can be used inside and outside.

Always be sure to observe all the safety advisories and the maximum allowable body weight when using the sticks!

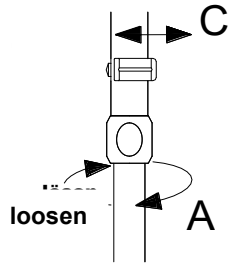
Have yourself advised by a qualified specialist or care-provider on how to properly use the crutch and for its proper adjustment for optimum function!

Assembly Instructions and First Time Use

Stick Height Adjustment

Height Adjustment is done using a telescoping tube with aluminium clips or push pin.

- Loosen the clamping screws (A) by turning to the left.
- Press the push pin in the hole, or pull out the adjusting clip (C).



Care

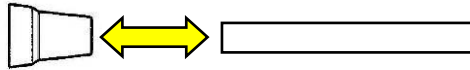
To care for the sticks, use a mild commercially available cleanser and disinfection agent. After cleaning, wipe them with clean water and then wipe dry with a cloth.

Do not use an abrasive scouring agent or cleaner (read the product instructions!) that contain aggressive solvents (acids, benzene, thinners, alcohol). Do not use stiff cleaning brushes, as these will damage the plastic surfaces or cause deposits to build up on the plastic parts and other materials.

When using a disinfectant, be sure to abide by the manufacturer's instructions during use!!

Maintenance

A worn or damaged stick end-cap (wear-part) must be replaced immediately. Pull off the stick end-cap from the end of the tube. Push on a new end-cap until it hits the end of the tube. Be sure the right size and design are used, see table.



Worn or damaged sticks may not be used because they no longer provide the necessary stability. Because of the risk of leakage, bent sticks may not be repaired by straightening. In the event a stick is damaged, then have it repaired by an authorized sales and service dealer.

Use only original REBOTEC spare parts.

Have your stick inspected by a qualified specialist at least every 6 months.

Disposal

Products that are no longer useable must be properly disposed of according to national and local regulations for environmental protection and material recycling. They must be kept separated from regular household refuse. Contact your local disposal company or environmental authorities.

Warranty

We provide a warranty period of **2 years** for the sticks described herein. Wear and damage resulting from product misuse are excluded. Also wear parts are excluded.

Disclaimer


You can see this User Instructions pamphlet and the other "Information for Patients" (No.: 02.01.067) at our website at www.rebotec.de. It is possible to print out the information and to read it as needed.



Safety advisories



- **Read the User Instructions before first-time use in order to avoid damages through improper use or other hazards.**
- **Be sure the maximum allowable weight for the stick is not exceeded!**
- Before each use, carefully check the stick for damage. If damage is detected, then do not use the crutch. Contact your authorised dealer for a complete inspection!
- When using the handle, firmly grab it with your complete hand.
- For your safety, have someone accompany you so that they can provide support and help prevent you from falling down.
- Check the stick end-tip on a regular basis for wear or damage. Replace if damaged or worn.
- Hold the sticks as vertically as possible on the surface. Do not hold the stick too far out to the side, away from your body, or too far in front of you in the direction of travel.
- Under no circumstances may the stick be used for foreign purposes. Use it only to assist your walking and not for example as an aid for getting up, as a lever for moving objects.
- No mechanical alterations may be made to the stick without written permission (product liability!).
- Do not hang any objects on the stick (handbags, shopping bags, etc.).
- Do not expose stick to direct sunlight for long time periods (in front of windows, or next to heaters, or under the rear window of a car). Heat can lead to an alteration of the material properties and shorten the sticks' lifetime.
- If unused for an extended time period, have the stick inspected by a specialist before re-using.
- Never use the stick on snow or icy surfaces without first attaching the ice claws.
- Be very careful when walking on moist tiles, carpeting or parquet floors – **danger of slipping!**
- Never clean the grip handle or the stick end-cap with an oily substance - **danger of slipping!**
- Be careful when walking on uneven surfaces and if there are holes in the ground because the stick may slip away or sink unexpectedly!
- Be careful when using the stick on loose gravel surfaces, sand or leaves because there is far less stability!

Name	Art.-No.	adjustments	extra long	to cut	Quetsch-clip	Standard-clip	handle "Simplex"	handle "Fischer"	handle "Handy"	handle "Anatomic"	tipe aluminium	tipe anodized	handle height / cm	from - to	end tip size / Ø mm	max. body weight / kg
																
Simplex	133....	X			X		X				X		73,0 - 96,0	17	125	
Anatom / left	142...	X			X					X	X		73,0 - 96,0	17	100	
Anatom / right	144...	X			X					X	X		73,0 - 96,0	17	100	
Handy / left	136...	X			X				X		X		72,0 - 94,5	17	125	
Handy / right	138...	X			X				X		X		72,0 - 94,5	17	125	
Fischer / left-right	146./148.	X			X						X		70,0 - 93,0	17	125	
Fischer / left-right	147./149.			X				X			X		max. 110	19	125	
Simplex	133.22.15	X			X		X				X		73,5 - 95,5	19	150	
Anatom / left	142.22.15	X			X					X	X		73,5 - 95,5	19	150	
Anatom / right	144.22.15	X			X					X	X		73,5 - 95,5	19	150	
Simplex	133.22.16	X	X		X		X				X		83,5 - 105,5	19	150	
Anatom / left	142.22.16	X	X		X					X	X		83,5 - 105,5	19	150	
Anatom / right	144.22.16	X	X		X					X	X		83,5 - 105,5	19	150	
Simplex	133.22.17	X			X		X				X		73,5 - 95,5	19	175	
Anatom / left	142.22.17	X			X					X	X		73,5 - 95,5	19	175	
Anatom / right	144.22.17	X			X					X	X		73,5 - 95,5	19	175	
HEMI / Mini-left	121.10.10	X				X					X		124 - 144	19	100	
HEMI / Mini-right	121.10.20	X										X	124 - 144	19	100	
HEMI / Maxi-left	121.20.10	X			X						X		146 - 188	19	100	
HEMI / Maxi-right	121.20.20	X			X						X		146 - 188	19	100	

Re-Use

Product liability applies only to the first use of the product described in this User Instructions. If the product is to be given further again after the first use, then it must be checked over by an authorised dealer or by the manufacturer. This inspection should prevent an improper use through possible or directly visible damages. We defer to the conditions of the German Medical Products Act (MPG) and the German MPBetreibV (Medical Products Use Regulation). Be sure to check your national and local regulations.

Lifetime

The expected lifetime of the product described in these User Instructions, when properly used according to the instructions for use, safety regulations and maintenance requirements, and when properly cared is **2 years**. Beyond this time period, the product may be used further only when it is in a proper and safe condition. Maintenance should be done at least every 6 months. Heavy use and harsh conditions by the patient on the crutch may necessitate even more frequent maintenance.



REBOTEC® Rehabilitationsmittel GmbH
 PO Box Q541
 Queen Victoria Building
 NSW 1230

rebotec.com.au
 info@rebotec.com.au



User Instructions

Walking Sticks

Variants



Grip

